

PGT-A is a genetic test performed on embryos to identify numerical chromosomal abnormalities (aneuploidy).

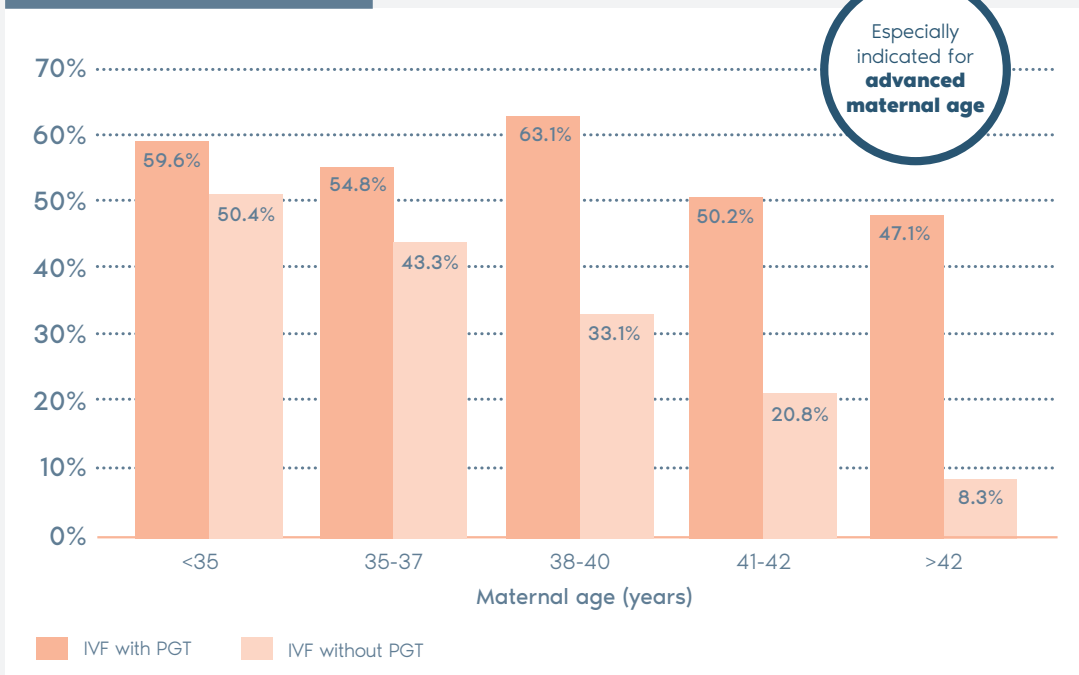
By analyzing all embryos generated in an IVF treatment cycle, those free of chromosomal aneuploidy can be selectively transferred.

As a result, the pregnancy rates per transfer are significantly increased and the miscarriage rates decreased.

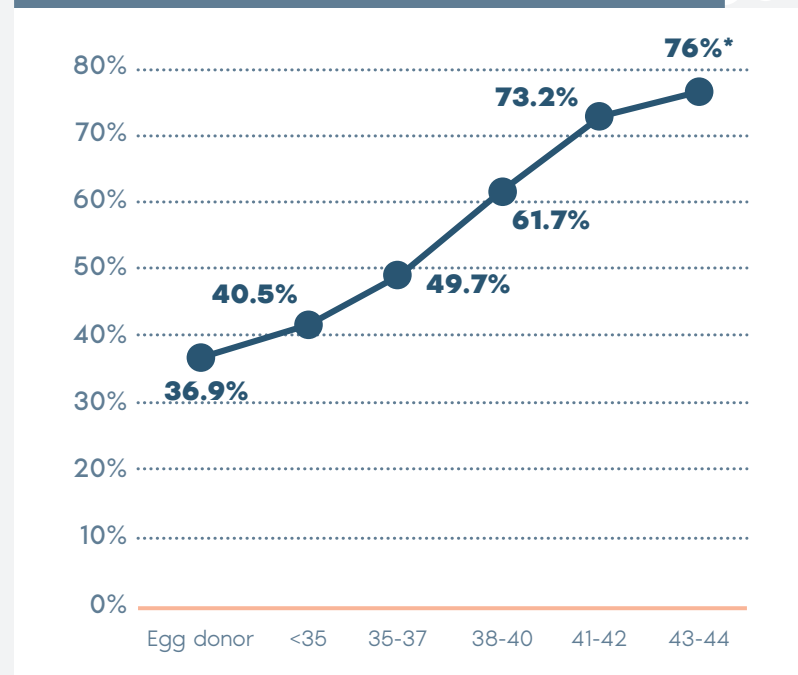
By applying artificial intelligence the algorithm learns and improves with each new embryo sample analyzed.

180,000 embryos analyzed in 2019

LIVE BIRTH PER TRANSFER



INCIDENCE OF ANEUPLOIDY RELATED TO MATERNAL AGE

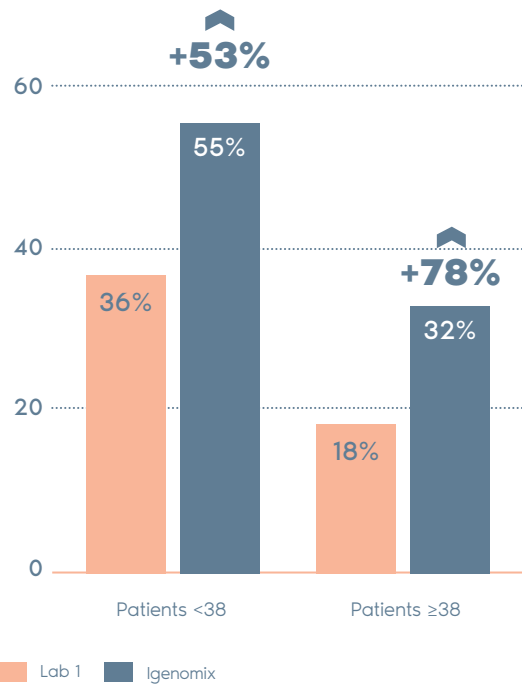


Independent studies back our statistics

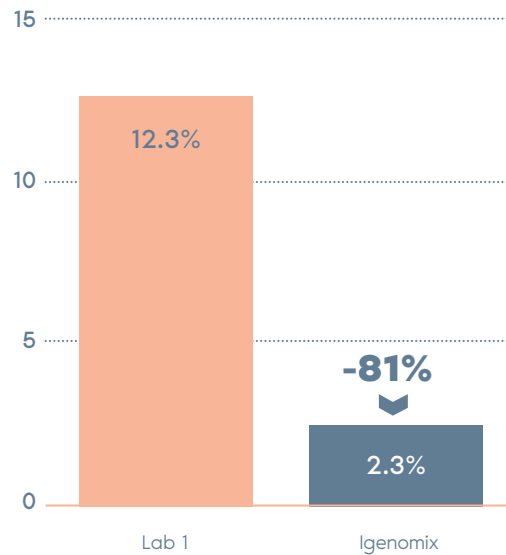
Abstract - ASRM 2018

Poster - PGDIS 2019

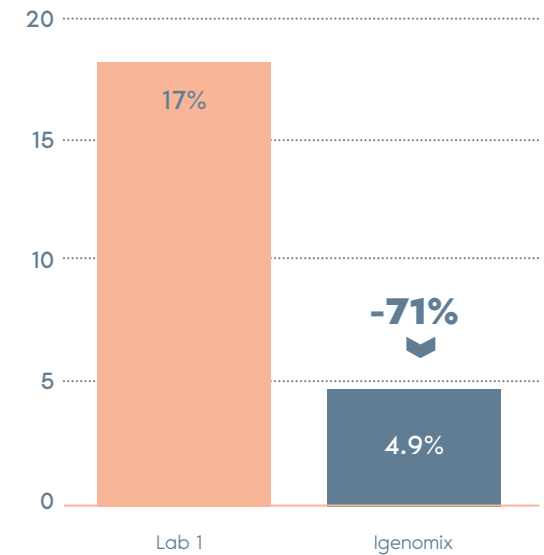
EUPLOID RATE*



NO-DIAGNOSIS RATE*



MOSAICISM**



*ABSTRACT - ASRM 2018: A comparison of diagnostic results of Preimplantation Genetic Testing for Aneuploidy (PGT-A) from reference laboratories during a period of transition; trends and inferences for patient care. D. Ioannou, M. D. Baker, S. D. Jones, I. R. Grass, K. A. Miller. Embryology, IVF Florida Reproductive Associates, Margate, FL.

**POSTER - PGDIS 2019: Clinical comparison of two pgt-a PLATFORMS UTILIZING DIFFERENT THRESHOLDS TO DETERMINE PLOIDY STATUS. D. Monahan, G. Harton, D. Griffin, M. Angle, C. Smikle. Laurel Fertility Care, San Francisco, CA.