

ERA[®] is a diagnostic test indicated for all patients starting assisted reproductive treatments that allows a personalized embryo transfer by synchronizing the patient's window of implantation.



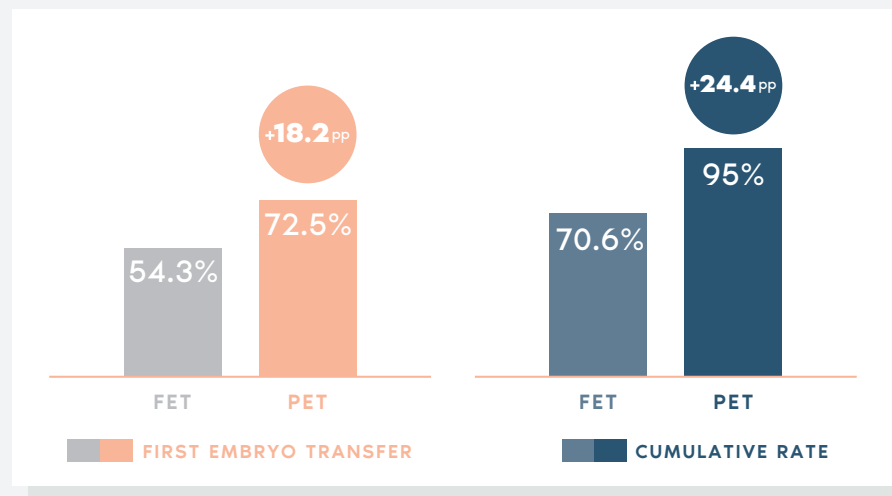
3 in every 10 patients with implantation failure are found to be non-receptive when tested*

248 genes analyzed

*Ruiz-Alonso et al., Fertil Steril, 2013; 100(3): 818-24.

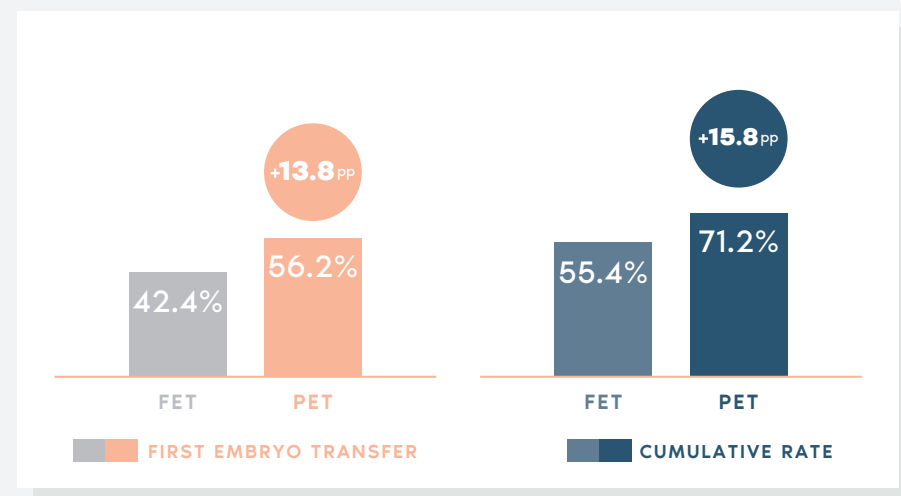
Our randomized study* confirms that personalizing embryo transfer according to the day of the cycle in which the patient is receptive **achieves better results than transferring on a standard day.**

95% of women became pregnant after 1 year.



PREGNANCY RATE

71% of women gave birth after 1 year.



LIVE BIRTH RATE

Simón et al. A 5-year Multicenter Randomized Controlled Trial of In Vitro Fertilization with Personalized Blastocyst Transfer versus Frozen or Fresh Transfer. Reproductive BioMedicine Online (2020). DOI:10.1016/j.rbmo.2020.06.002

FET: Frozen Embryo Transfer · PET: Personalized Embryo Transfer according the ERA test

Why ERA[®]?



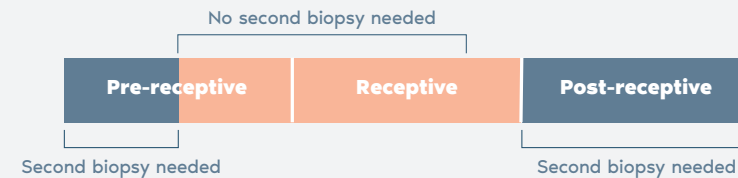
- ERA is backed by 21 peer reviewed publications: 13 from Igenomix and 8 external publications.



- Thanks to our proprietary algorithm based on over a decade of extensive research **there is no need for a second biopsy in 90% of ERA cases.**



- ERA allows clinicians to identify transition phases with 12 hours shifts.



How to perform an ERA biopsy during an HRT cycle

Indicated for all patients starting assisted reproductive treatments, and has the greatest benefit for those who have experienced repeated implantation failures.

